

| | |
|--|--|
| Family Child Care | Participants' Guide Active Supervision: What Else is in the Home? |
| This module is part of the mandatory pre-service training for Family Child Care providers 2015 | 2 hours |

Primary Core Competencies and CDA Content Area:

Core Competencies:

Content Area 6: Professionalism

VI.D.1; VI.I.1; VI.I.2; VI.I.3

Content Area 7: Health, Safety and Nutrition

VII.A.1; VII.B.1; VII.B.7; VII.B.8; VII.B.9; VII.B.10

CDA Content Area:

Goal I: To establish and maintain a safe, healthy learning environment

Learning Objectives:

While no training alone can ensure learning objectives, they can be designed to meet certain goals for each learner. If learners are engaged and participatory they will learn to:

- Objective 1- Assess and outline possible hazards throughout the entire home
- Objective 2- Act on and eliminate hazards using suggested resolutions and resources for additional information
- Objective 3- Establish a plan for regular review of home environmental hazards

| Time (for each section) | Section Overview – Key Concepts | Overview of teaching technique for section |
|-------------------------|--|---|
| 15 minutes | Introduction to course and Ice-Breaker | Lecture Large Group Activity |
| 15 minutes | Active Supervision Outline | Review Small Group to Large Group |
| 10 minutes | What Else is in the Home? | Open Sharing/ Brainstorming Large Group |
| 40 minutes | Hazards in the Home | Small Group Discussion Links and websites Large group sharing |
| 15 minutes | Hot Spots | Small Groups |
| 15 minutes | Creating a Plan | Writing activity Individual work |
| 10 minutes | Questions and Closing | Questions Large Group |

Active Supervision: What Else is in the Home?

This training is designed to help providers explore the hazards which are located beyond the regular family child care spaces and instead throughout the home. By examining active supervision and working collaboratively to determine the key hazards of concern, participants will ultimately create a proactive tool to help them be intentional and engaged in active supervision of the entire home environment for the children.

What do I need to prepare or bring to the Training?

1. Be **familiar with Rule 2** of the DHS Licensure for Family Child Care Facilities:
<https://www.revisor.mn.gov/rules/?id=9502>
2. Review **Minnesota Knowledge and Competency Framework for Early Childhood Professionals: Working with Family Child Care**: https://c.ymcdn.com/sites/mlfcca.site-ym.com/resource/resmgr/KCF_Family_Child_Care_Final_.pdf
3. Bring a **copy of a home floor plan for your family child care**. This can be an actual copy or a version drawn by the participant. It should include rooms, doors, closets, windows and other features.

What does Active Supervision mean when it comes to your home environment?

We are intentional. Intentionality means you do things for a reason. When you are intentional there is a meaning behind what you do which is based in research and best practice. Instead of doing something just for the fun of it, we do it because we know it is developmentally appropriate or financially sound.

We anticipate. To anticipate means to plan ahead. In your program you are required to complete a Risk Management Plan to prepare for natural disasters, weather, fire, etc. If we plan ahead we are able to prepare and be ready both physically and emotionally.

We engage. To engage means to actively participate. This matches the title of Active Supervision. Engaging means you are down on the floor with the children whenever possible, you are monitoring the environment and hazards first hand, and taking care of concerns yourself.

We communicate. Communication means documentation, conversation and questioning. We must be active in documenting when we make repairs, take action on hazards and communicating with parents our concerns and plans. Open communication is critical to avoid misunderstandings and confusion with parents and peers.

We collaborate. We work with each other to make sure we are providing the most up to date environment and follow the most up to date state safety requirements. When one program encounters a challenge and solution, they share with peers to help prevent additional challenges and professionalism.

Hazards and Challenges – 4 Categories

For the purpose of this training, we will refer to four categories of hazards which may occur throughout the home; Pets, Health, Safety and Hot Spots.



Pets

What can I do if I have pets in my home? (9502.0435, subpart 12)

- Clearly discuss with parents when enrolling about your pets
- Provide documentation of pet vaccinations to parents
- Determine if children have allergies to the pets
- Keep pets in an area out of the reach of children when at all possible
- Keep litter box in a locked room out of the children's access
- If pets are in cages or tanks, be sure to review health and safety rules with the children regularly- both for the children and the pets
- Regularly vacuum and clean carpets and furniture to lessen pet hair and dander for crawling children
- Make sure pet food is off the floor to prevent crawling children from eating it themselves
- Discuss regularly with children the proper care and interaction with pets

Health Hazards

Health hazards include but are not limited to:

Medications/ Drugs- personal

- Keep in locked box out of reach of children
- Check pockets and purses for medications
- Label medications clearly so as not to mistake for candy
- Dispose of expired medications properly

Smoking/ Second-Hand Smoke

- No smoking in your home on or off hours- keep a smoke-free home
- Keep smoking materials in locked box out of reach of children
- Keep smoking area outside away from entrances used for business
- Additional information: <http://www.mnsmokefreehousing.org/landlords/shs.html>

Poisonous Plants- inside and outside

- Prior to bringing plants into your home or gardens verify safety with poison control: <http://www.mnpoison.org/prevention/plantsandmushrooms/index.htm>

Cleaning Supplies and Toxins

- Use cabinet door locks and make sure they are child proof
- Preferably keep cleaning supplies in secure cabinets out of reach of children
- Label cleaning supplies with hazardous symbols to deter children from drinking
- Reference the MN Poison Control website: <http://www.mnpoison.org/>
- Call for **POISON EMERGENCY or QUESTION: 1-800-222-1222**

Safety Hazards

Safety hazards include but not limited to:

Fire Arms/Weapons (9502.0435, subpart 5)

- Guns and weapons must be stored unarmed and in a locked container well out of the reach and in a separate room from the children
- Ammunition must be stored in a separate place
- Parents should be informed of the presence of a fire arm
- Refer to Project Child Safe for guidance: <http://www.projectchildsafe.org/news/ten-tips-firearm-safety-your-home>
- Order a free Safety Kit from Project Child Safe: <http://www.projectchildsafe.org/safety/get-a-safety-kit>

Pool or Hot Tub (9502.0425, subpart 3)

- Must comply with MN Statutes, Section 245A.14, subdivisions 10 and 11
- Refer to Consumer Product Safety Commission for guidance: <http://www.cpsc.gov/en/Safety-Education/Safety-Guides/Sports-Fitness-and-Recreation/Pool-and-Spas/>

Garage Doors

- Verify garage doors have safety features to prevent from closing if a person or item is blocking
- Refer to *A Garage Door Safety Checklist*, By Mike McClintock
- <http://www.washingtonpost.com/wp-dyn/articles/A56868-2004May26.html>

Furniture and Electronics

- Anchor and Protect
- Refer to the Consumer Product Safety Commission for guidance:
<http://www.cpsc.gov/en/Safety-Education/Safety-Education-Centers/Tipover-Information-Center/>

Hot Spots

Hot Spots will vary based upon the home design and furniture arrangement.

- Identify HOT SPOTS in your home where it may be hard to see children or know they are present.
 - Closets and large cabinets
 - Nooks around the outside of the house where children can hide
 - Around frequently used doors
 - Under porches or decks
 - Hallways to or from your family child care space
 - Around kitchen appliances
- ✓ Regularly survey your home from the adult & child point of view!
- ✓ Just because it is not in the regular family child care part of your home does not mean the children cannot access it!

How can I prepare for everything that might happen in my home? I have to work here and live here?

- You cannot- but you must be aware and flexible
- Realize your home is both your work and where you live so you must make sure you are compliant all around
- Children are resourceful and, if not properly supervised, they can and will find new ways to explore your home

Proper ACTIVE supervision means you are regularly reviewing your home, documenting safety concerns or questions and acting to make sure you are providing the safest space possible for children and families.

Your Plan for Active Supervision throughout your home:

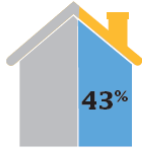
| Hazard Identified | Frequency |
|--------------------------|------------------|
| | |



Parents' Guide to Home Firearm Safety

Children have **easy** access to firearms.

1 in 3 U.S. homes with children under 18 has a firearm.¹



43% of these homes have an unlocked firearm.¹

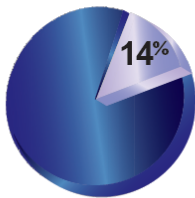
3 in 4 children age 5 to 14 know where firearms are kept in their home.²



Easy access to firearms can lead to **tragic** consequences.

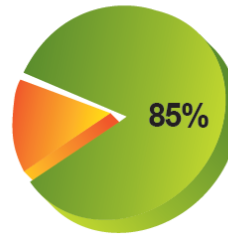
Over **41,000** children and youth* are injured or killed by firearms each year. That equals **113** children or youth a day.³

Unintentional shootings account for **14%** of all firearm deaths in children under 15.³



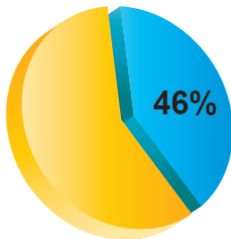
Children as young as **3 years old** are strong enough to fire a handgun.⁴

Homicide is the **2nd leading cause** of death among young people aged 1 to 24 in the U.S.³



85% of all youth **homicides** involved a firearm in 2012.³

In 2012, **46%** of all youth **suicides** involved a firearm.³



In **2 out of 3** cases when a child or youth used a family member's firearm to commit **suicide**, the firearm was unlocked.⁵

What's the **solution**?

If the answer is

“No”

that's one less thing you have to worry about.

Ask:
Is there a gun where my child plays?



If there are any doubts about the safety of another home, invite the kids to your house instead.

If the answer is

“Yes”

make sure all guns are stored, unloaded, and locked with no access to keys, ideally in a gun safe, with ammunition locked separately.



What are the **safe** storage options?

What's it called?

What does it look like? Where can I buy it?

Cable Lock

Do not install around the trigger.



amazon.com (\$7-\$20)

May be available free from local police.

Trigger Lock

Do not use on a loaded gun.



amazon.com (\$6-\$35)

Lock Box

Store ammunition separately.
Only adults should have access to keys.



Dick's Sporting Goods (\$30-\$100+)

Gun Safe

Store ammunition separately.



Cabela's (\$150+)

Home Depot (\$70+)

Take Apart Firearm



M INJURY CENTER
UNIVERSITY OF MICHIGAN

www.injurycenter.umich.edu UMinjuryCenter@umich.edu



Our thanks to ASK and CSN for information shared here.

ASK
ASKINGSAVESKIDS
WWW.ASKINGSAVESKIDS.ORG

CSN
Children's Safety Network
www.ChildrensSafetyNetwork.org

1. Schuster, M. A., Franke, T. M., Bastian, A. M., Sor, S., & Halfon, N. (2000). Firearm storage patterns in US homes with children. American Journal of Public Health, 90(4), 588-594. 2. Baxley, F., & Miller, M. (2006). Parental misperceptions about children and firearms. Archives of pediatrics & adolescent medicine, 160(5), 542-547. 3. Centers for Disease Control and Prevention, National Center for Injury Prevention and Control. Web-based Injury Statistics Query and Reporting System (WISQARS) [online]. (2014) [accessed Dec 2014]. Available from URL: http://www.cdc.gov/injury/wisqars/. 4. Naureckas, S. M., Galanter, C., Naureckas, E. T., Donovan, M., & Christoffel, K. K. (1995). Children's and women's ability to fire handguns. Archives of pediatrics & adolescent medicine, 149(12), 1318-1322. 5. SPRC & Harvard Injury Control Center. (2007). Youth suicide: Findings from a pilot for the National Violent Death Reporting System. Accessed Dec 2014 from http://www.sprc.org/sites/sprc.org/files/library/YouthSuicideFactSheet.pdf

RESOURCES

Minnesota Knowledge and Competency Framework for Early Childhood Professionals: Working with Family Child Care: https://c.ymcdn.com/sites/mlfccca.site-ym.com/resource/resmgr/KCF_Family_Child_Care_Final_.pdf

MN DHS Licensing for Family Child Care Homes

http://www.dhs.state.mn.us/main/idcplg?IdcService=GET_DYNAMIC_CONVERSION&RevisionSelectionMethod=LatestReleased&dDocName=id_054359

MN DHS Licensing Forms

http://www.dhs.state.mn.us/main/idcplg?IdcService=GET_DYNAMIC_CONVERSION&RevisionSelectionMethod=LatestReleased&dDocName=id_028228#CC

Stepping Stones to Caring for Our Children, Third Edition and Caring for Our Children: National Health and Safety Performance Standards; Guidelines for Early Care and Education Programs, Third Edition are available online through the National Resource Center for Health and Safety in Child Care and Early Education website
<http://nrckids.org/CFOC3/index.html>

National Association of Family Child Care (NAFCC)

<http://www.nafcc.org>

Family Child Care Environmental Rating Scale

<http://ers.fpg.unc.edu/>

National Association for the Education of Young Children (NAEYC)

<http://www.naeyc.org>

Consumer Product Safety Commission – Tip-over Guide

<http://www.cpsc.gov/en/Safety-Education/Safety-Education-Centers/Tipover-Information-Center/>

A Garage Door Safety Checklist, By Mike McClintock

<http://www.washingtonpost.com/wp-dyn/articles/A56868-2004May26.html>

Consumer Product Safety Commission- Pools and Spas

<http://www.cpsc.gov/en/Safety-Education/Safety-Guides/Sports-Fitness-and-Recreation/Pools-and-Spas/>

Project Child Safe

<http://www.projectchildsafefirearm.org/news/ten-tips-firearm-safety-your-home>

MN Poison Control

<http://www.mnpoison.org/>

MN Smoke Free Housing

<http://www.mnsmokefreehousing.org/landlords/shs.html>

